



Detailed floor plans with dimensions.





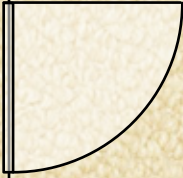
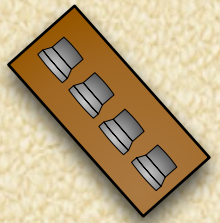
Hallway

5'

Client Lounge

20' x 12'

Client Viewing Area 20' x 22'



Hallway

← 5' →

Reception/Lounge
17' x 25.5'

Front
Door

